

“ We have been using Solatube Daylighting Systems for over a decade and we continue to be impressed with the quality and performance, especially the new SkyVault Series. The amount of light delivered by these new units is truly incredible, allowing us the opportunity to turn off our electric lights during the day, and reduce our peak demand load. More importantly, the natural light creates a better work environment for our most important asset – our people. ”

—Kermit Ferrer
Macy's, Inc.

Solatube® SkyVault® Series

Big tubes for big spaces




SkyVault Series Benefits

The Solatube SkyVault Series is a groundbreaking line of modular, high output tubular daylighting devices that deliver massive amounts of daylight to large volume spaces with high, open ceilings. This gives building designers a daylighting solution that provides maximum output while minimizing impact on the building envelope and significantly reducing installation costs.

- Maximizes light collection for greater daytime illuminance
- Provides exceptional thermal efficiency for comfortable interior temperatures year-round
- Enables greater spacing between units with fewer roof penetrations for reduced costs and a less cluttered ceiling
- Minimizes labor and waste through design innovations and smarter shipping methods for reduced installation times and expenses

Our Biggest, Boldest Technology Yet

The Solatube SkyVault Series (29 in./740 mm diameter) features revolutionary dome and daylight collector technologies that allow an enormous amount of light to enter an area. The system captures the sun's rays at the rooftop level and can transfer them extensive lengths through the world's most reflective tubing. A specially designed diffuser then disperses the daylight throughout the space, allowing it to reach places where natural light has rarely been possible. This modular system offers options for increasing light capture and focusing light to the task level, depending on the requirements of the space.



Maximized Capture

Advanced domes and daylight collection technologies capture daylight using proprietary rooftop technologies that harvest low-angle morning, afternoon, and winter daylight to increase light output.

Raybender® HD Technology

A vertical daylight-capturing lens that harvests more low-angle light to boost output in normal and low-light conditions

LightTracker™ Technology

An innovative in-dome reflector made of Spectralight® Infinity material and featuring Cool Tube Technology that increases light output and minimizes solar heat gain

Efficient Transfer

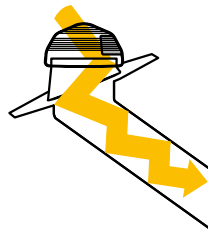
The world's most reflective tubing transfers maximum daylight from rooftop to diffuser with minimal light loss and perfect color rendition.



Spectralight® Infinity Tubing

Proprietary material with Cool Tube Technology delivers 99.7%* specular reflectivity for maximum daylight transfer

**Specular reflectance greater than 99% with wavelength specific reflectance up to 99.7% for the visible spectrum*


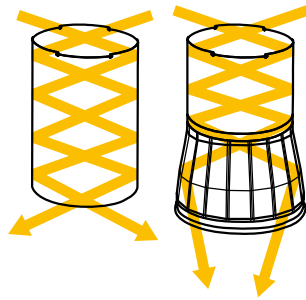


Cool Tube Technology

Proprietary material used in Solatube reflectors and tubing that filters out heat-infused infrared rays to minimize solar heat gain

Focused Delivery

Specially designed optical lenses evenly disperse daylight throughout the area to reduce glare and provide visual comfort.



Retail

Warehouse & Industrial

Hospitality

Convention Centers

Airports

SkyVault Series Models

With the modular SkyVault Series, daylighting large spaces is no longer an impossible task. Its numerous collection and delivery options allow you to create a configuration for any specific project need while its sophisticated yet simple design makes it easy to install and requires no maintenance. Important aspects to consider when your daylighting system is 20 to 100 ft (6 m-30 m) or more above the floor.

Solatube M74 DS

The Solatube M74 DS (29 in./742 mm diameter) core combines advanced dome and tube optics with a Prismatic Diffuser. It distributes light evenly throughout an area, increasing illumination on high walls and ceiling planes. The core unit is ideal for floor to diffuser heights of 18 to 26 ft (5.5 m-8 m).


Solatube M74 DS with Amplifier


This model pairs the core unit with the SkyVault Amplifier. It delivers focused light over greater distances to the visual task plane, and reduces light high up on walls and loss at the roof/ceiling plane. The Solatube M74 DS with Amplifier is ideal for floor to diffuser heights of 26 ft (8 m) and up.

Solatube M74 DS with Collector

This model combines the core unit with the SkyVault Collector. It features Raybender HD and LightTracker Technologies, which increase low-angle light capture for powerful performance. This option is ideal for floor to diffuser heights of 26 ft (8 m) and up, and for spaces where maximum levels of daylight illumination are desired.

- A. Solatube M74 DS Core Unit
- B. Solatube M74 DS with Amplifier
- C. Solatube M74 DS with Collector
- D. Solatube M74 DS with Collector and Amplifier





SkyVault Series Assemblies

Optional Add-Ons



SkyVault Collector

A high-impact daylight collector features Raybender HD and LightTracker Technologies. Comes pre-assembled for attachment to the curb cap flashing. Available for any of the top assemblies.



SkyVault Amplifier

Cone-shaped amplifier features 36 highly reflective facets made of proprietary Spectralight Infinity material and attaches to a circular Prismatic Diffuser.


SkyVault Series top and bottom assemblies give you ultimate control over your daylighting projects. The system's modular components make it possible to enhance light capture, distribute daylight evenly, focus the light or a combination of these.

Top Assemblies

Each top assembly features a high-impact outer dome and comes pre-assembled with a curb cap flashing, R-6 rigid insulation and Dome Edge Protection Band. Additional options include an inner dome and stainless steel wire security guard.



Single-Glazed Dome Assembly



Single-Glazed Dome Assembly with Security Guard



Dual-Glazed Dome Assembly



Dual-Glazed Dome Assembly with Security Guard

Bottom Assemblies



SkyVault Series Diffuser Assembly

Circular Prismatic Diffuser comes pre-assembled and easily attaches to extension tubes using patented Tab-Lock Connection System and Tube Belts.

SkyVault Series Applications



*Stance
San Clemente, CA*



*Solatube International
Vista, CA*



*Macy's Fulfillment Center
Goodyear, AZ*

*Macy's Fulfillment Center
Goodyear, AZ*




*Trantronics
Irvine, CA*

Product Options & Accessories




Single-Glazed Dome
Assembly



Single-Glazed Dome
Assembly with Security
Guard



Dual-Glazed Dome
Assembly



Dual-Glazed Dome
Assembly with Security
Guard



SkyVault Amplifier



Prismatic Diffuser



Spectralight Infinity
Extension Tubes



SkyVault Collector

To learn more about our products and services, visit our corporate website at www.solatube.com. You may find our Technical Resources page especially helpful if you are looking for specifications, CAD drawings, BIM, installation instructions, cut sheets, approvals or other related information.



Solatube International, Inc.
2210 Oak Ridge Way, Vista, California 92081

www.solatube.com
Toll Free 1-888-SOLATUBE

Solatube, LightTracker, Raybender, SkyVault, Spectralight, and Innovation in Daylighting are trademarks of Solatube International, Inc. Other trademarks may apply.

Part No. 954130 v1.1 © Copyright 2014 Solatube International, Inc. All rights reserved.